

LED Holder for 3 mm and 5 mm LED



See below:

[Approvals and Compliances](#)

Description

- PCB Mounting
- Up to 8 holders possible
- Arrangement in-line and in blocks
- For 3 mm or 5 mm LED's

Weblinks

[html data sheet](#), [CAD-Drawings](#), [Detailed request for product](#)

Technical Data

Climatical Data

Operating Temperature	-25 to 85 °C
Storage Temperature	-55 to 100 °C

Soldering Data

Solderability	235 °C / 2 sec acc. to IEC 60068-2-20 , Test Ta, method 1
Resistance to Soldering Heat	260 °C / 5 sec acc. to IEC 60068-2-20 , Test Tb, method 1A

Material

Socket	Thermoplastic
--------	---------------




Approvals and Compliances

Detailed information on product approvals, code requirements, usage instructions and detailed test conditions can be looked up in [Details about Approvals](#)

SCHURTER products are designed for use in industrial environments. They have approvals from independent testing bodies according to national and international standards. Products with specific characteristics and requirements such as required in the automotive sector according to IATF 16949, medical technology according to ISO 13485 or in the aerospace industry can be offered exclusively with customer-specific, individual agreements by SCHURTER.

Compliances

The product complies with following Guide Lines

Identification	Details	Initiator	Description
	RoHS	SCHURTER AG	Directive RoHS 2011/65/EU, Amendment (EU) 2015/836
	China RoHS	SCHURTER AG	The law SJ / T 11363-2006 (China RoHS) has been in force since 1 March 2007. It is similar to the EU directive RoHS.
	REACH	SCHURTER AG	On 1 June 2007, Regulation (EC) No 1907/2006 on the Registration, Evaluation, Authorization and Restriction of Chemicals 1 (abbreviated as "REACH") entered into force.

Dimension [mm]

AST single 3 mm / AST row 3 mm



AST double 3 mm / AST double row 3 mm



AST row 5 mm



gerade Anschlüsse
 straight contacts



0035.9665.



0035.9666.



0035.9667.



0035.9668.

Anschlüsse abgewinkelt
 contacts angled 90°



0035.9675.



0035.9676.



0035.9677.



0035.9678.

Farbe der LED
 Colour of LED

Die Farbwahl erfolgt jeweils
 von unten nach oben.
 (Von links nach rechts)

The colour is advised from
 the bottom to the top.
 (From the left to the right)

rot/rot	red/red	1	1	1	1
rot/grün	red/green	2	2	2	2
rot/gelb	red/yellow	3	3	3	3
grün/grün	green/green	4	4	4	4
grün/rot	green/red	5	5	5	5
grün/gelb	green/yellow	6	6	6	6
gelb/gelb	yellow/yellow	7	7	7	7
gelb/rot	yellow/red	8	8	8	8
gelb/grün	yellow/green	9	9	9	9

All Variants

Diameter LED	Type	Order Number
5 mm	1x4 Array	0035.9203
5 mm	1x3 Array	0035.9204
5 mm	1x2 Array	0035.9205
5 mm	1x1 Array	0035.9206
3 mm	1x1 Array	0035.9610
3 mm	1x2 Array	0035.9611
3 mm	1x3 Array	0035.9612
3 mm	1x4 Array	0035.9613
3 mm	1x5 Array	0035.9614
3 mm	1x7 Array	0035.9616
3 mm	1x8 Array	0035.9617
3 mm	2x1 Array	0035.9660
3 mm	2x2 Array	0035.9661
3 mm	2x3 Array	0035.9662
3 mm	2x4 Array	0035.9663

■ Most Popular.

Availability for all products can be searched real-time:<https://www.schurter.com/en/Stock-Check/Stock-Check-SCHURTER>

Packaging unit 100 pcs