

Voltage selector switch, 3 stages, step switch, PCB mounting



See below:

Approvals and Compliances

Description

- Voltage Selector , 3 stages
- Step switch
- PCB terminals

References

Alternative: version for panel mounting [SWM1 \(Frontpl\)](#)

Technical Data

Ratings	IEC: 6.3 A / 250 VAC; 50 Hz UL: 10 A / 250 VAC; 60 Hz CSA: 10 A / 250 VAC; 60 Hz	Solderability	235 °C / 2 sec acc. to IEC 60068-2-20, Test Ta, method 1
Mounting	PCB Mounting	Resistance to Soldering Heat	260 °C / 5 sec acc. to IEC 60068-2-20, Test Tb, method 1A
Terminal	Solder, THT	Insulation Resistance	> 10'000MΩ (500VDC; 1min)
Number of Stages	3	Contact Resistance	< 10mΩ at 20 mV
Lifetime	300 operating cycles (without load)	Dielectric Strength	> 2kVAC between L-N > 4kVAC between L/N-PE (1min; 50Hz)
Degree of Protection	from front side IP40	Clearance and Creepage Distance	> 3mm > 8mm between L/N-PE
Protection Class	Suitable for appliances with protection class II acc. to IEC 61140	Resistance to Vibration	acc. to IEC 60068-2-6, test Fc
Allowable Operation Temperature	-40 °C to 85 °C		
Climatic Category	25/85/21 acc. to IEC 60068-1		
Material: Socket	Thermoplastic, black, UL 94V-0		
Weight	6.5 g		

Approvals and Compliances

Detailed information on product approvals, code requirements, usage instructions and detailed test conditions can be looked up in [Details about Approvals](#)

SCHURTER products are designed for use in industrial environments. They have approvals from independent testing bodies according to national and international standards. Products with specific characteristics and requirements such as required in the automotive sector according to IATF 16949, medical technology according to ISO 13485 or in the aerospace industry can be offered exclusively with customer-specific, individual agreements by SCHURTER.

Approvals

The approval mark is used by the testing authorities to certify compliance with the safety requirements placed on electronic products.

Approval Reference Type: SWM

Approval Logo	Certificates	Certification Body	Description
	VDE Approvals	VDE	Certificate Number:
	UL Approvals	UL	UL File Number: E72661



Product standards

Product standards that are referenced

Organization	Design	Standard	Description
	Designed according to	UL 508	Industrial control equipment
	Designed according to	CSA C22.2 no. 55	Fuseholder general requirements



Application standards

Application standards where the product can be used

Organization	Design	Standard	Description
	Designed for applications acc.	IEC/UL 60950	IEC 60950-1 includes the basic requirements for the safety of information technology equipment.
	Designed for applications acc.	IEC 60335-1	Safety of electrical appliances for household and similar purposes. Meets the requirements for appliances in unattended use. This includes the enhanced requirements of glow wire tests acc. to IEC 60695-2-11 or -12 & -13.

Compliances

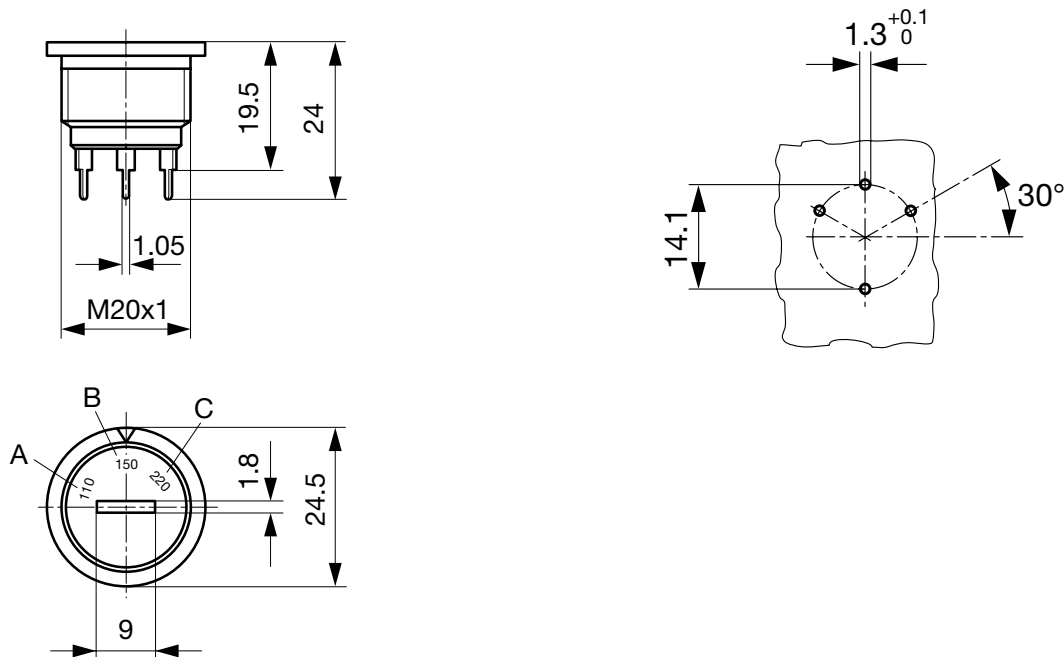
The product complies with following Guide Lines

Identification	Details	Initiator	Description
	CE declaration of conformity	SCHURTER AG	The CE marking declares that the product complies with the applicable requirements laid down in the harmonisation of Community legislation on its affixing in accordance with EU Regulation 765/2008.
	REACH	SCHURTER AG	On 1 June 2007, Regulation (EC) No 1907/2006 on the Registration, Evaluation, Authorization and Restriction of Chemicals 1 (abbreviated as "REACH") entered into force.

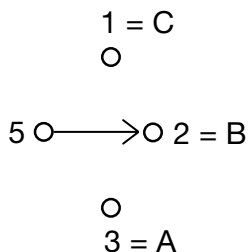
Dimension [mm]

24 mm

Drilling diagram



Diagrams



All Variants

A	Letterings		Order Number
	B	C	
100	115	230	0033.4208 0033.4214
115	200	230	0033.4259

Availability for all products can be searched real-time:<https://www.schurter.com/en/Stock-Check/Stock-Check-SCHURTER>

Packaging Unit 50 Pcs