

1 Products affected

Product hierarchy no. *				Part no.	SBU	Type / Description	Customer part no.
SBU	PG	PUG	Type				
02	007	042	0000002455	See list below	Connectors	4022 Appliance Outlet for cable 10A	

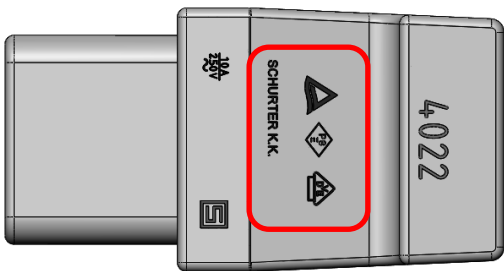
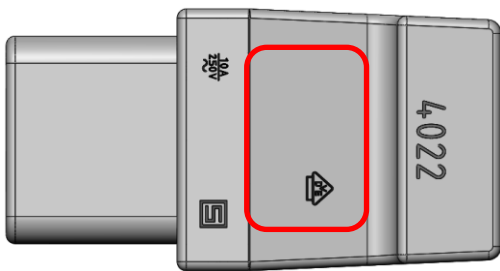


*SBU (2-digit) / PG (3-digit) / PUG (3-digit) / Type (10-digit)

List of part numbers affected							
4310.0084		4310.0027		4310.0028			

2 Type of change

- Removal of Japanese approval marking and "SCHURTER K.K." on label and socket for non-Japanese variants
- Wire size, type and cord diameters updated / changed

3 Detailed description of change

Old product approval marking and appearance	New product approval marking and appearance
	
Old label	New label
	

Product Change Notification					PCN for 4022		
owner	creation date	release date	released by	change order no	rev	page	D10-024-845
sariogar	20.04.2018	27.04.2018	limachcl	2015122	A	1 of 2	

Mounting instruction old				Mounting instruction new			
Applicable Cable Types				Applicable Cable Types			
IEC				IEC			
Cable Type ¹⁾	Wire Size min. ²⁾ max.		Cable Ø max.	Cable Type ¹⁾	Wire Size min. ²⁾ max. ⁴⁾		Cable Ø max.
60227 IEC53	3x 0.75 mm ² 3x 1.00 mm ²		10.0mm	H05VV-F 3G	3x 0.75 mm ² 3x 1.00 mm ²		8.0mm
60245 IEC53	3x 0.75 mm ² 3x 1.00 mm ²		10.0mm	H05RR-F 3G	3x 0.75 mm ² 3x 1.00 mm ²		8.5mm
UL				UL			
Cable Type ³⁾	Wire Size min. ²⁾ max.		Cable Ø max.	Cable Type ³⁾	Wire Size min. ²⁾ max. ⁴⁾		Cable Ø max.
SVT, SJT, SPT	3x AWG 18 3x AWG 16		10mm	SV... and SJ...	3x AWG 18 3x AWG 16		9.2mm
<p>1) IEC type according to IEC60227-5 respectively IEC60245-4. 2) If cord has a length exceeding 2m, nominal cross-sectional areas shall be 1.0mm²/16AWG or more. 3) Types according to UL 62.</p>				<p>1) Harmonized wire coding in accordance with IEC60227-5 respectively IEC60245-4. 2) If cord has a length exceeding 2m, nominal cross-sectional areas shall be 1.0mm²/16AWG or more. 3) Types according to UL 62 which begins with the given letters (i.e. SV... includes SV, SVT, SVE etc.). 4) The maximum wire size depends on the maximum cable diameter and on the standard of the cable type used.</p>			

4 Reason of change

- To secure save and easy wiring, the mounting description has been updated. The dependence of wire size, cable diameter and cable type is taken into account for the new mounting instruction.
- The Japanese distributor has changed from Schurter K.K. to GEC, marking no longer needed on standard parts because of Japanese specific product variants.

5 Release date

The change will be rolled-out starting ww 18/2018 (Date code 1818 or higher on label) and lasts approx. 6 months depending on the variant.

6 Impact of change and recommended action

Form	Yes	Yes change in form
Fit	No	No change for dimension
Function	No	No change in function
Manufacturing	No	No change for manufacturing site
Label	Yes	Yes change on label
Packaging	No	No change in packaging

7 Reference Documents / Attachments

Kind of document	Remarks
Data Sheet 4022	
Mounting Instruction 4022 and 8101	

Product Change Notification					PCN for 4022		
owner	creation date	release date	released by	change order no	rev	page	D10-024-845
sariogar	20.04.2018	27.04.2018	limachcl	2015122	A	2 of 2	