

Miniature Fuse, 6.3 x 32 mm, Time-Lag T, UL, NNO, 250 VAC



UL 248-14 · 250 VAC · Time-Lag T

See below:

[Approvals and Compliances](#)


### Description

- High breaking capacity

### Weblinks

[pdf datasheet](#), [html-datasheet](#), [General Product Information](#), [Packaging details](#), [Distributor-Stock-Check](#), [Detailed request for product](#)

### Technical Data

Rated Voltage	125 - 250 VAC
Rated current	2 - 20A
Breaking Capacity	200A - 10 kA
Characteristic	Time-Lag T
Mounting	Fuseholder / Clip
Admissible Ambient Air Temp.	-40 °C to 70 °C
Climatic Category	40/070/21 acc. to IEC 60068-1
Material: Tube	Ceramic
Material: Endcaps	Tin-Plated Nickel
Unit Weight	2.5 g
Storage Conditions	0 °C to 60 °C, max. 70% r.h.
Product Marking	 Type, Rated current, Rated Voltage, Characteristic, Certification marks

### Approvals and Compliances


Detailed information on product approvals, code requirements, usage instructions and detailed test conditions can be looked up in [Details about Approvals](#)

SCHURTER products are designed for use in industrial environments. They have approvals from independent testing bodies according to national and international standards. Products with specific characteristics and requirements such as required in the automotive sector according to IATF 16949, medical technology according to ISO 134485 or in the aerospace industry can be offered exclusively with customer-specific, individual agreements by SCHURTER.

### Approvals

The approval mark is used by the testing authorities to certify compliance with the safety requirements placed on electronic products.

Approval Reference Type: 172600

Approval Logo	Certificates	Certification Body	Description
 <b>NNO</b>	UL Approvals	UL	UL File Number: E42088

### Product standards

Product standards that are referenced

Organization	Design	Standard	Description
	Designed according to	UL 248-14	Low voltage fuses - Part 14: Additional fuses





**Application standards**

Application standards where the product can be used

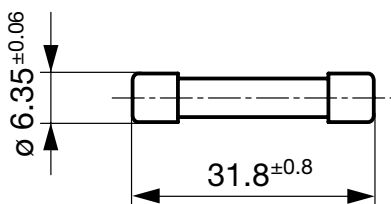
Organization	Design	Standard	Description
	Designed for applications acc.	IEC/UL 60950	IEC 60950-1 includes the basic requirements for the safety of information technology equipment.

**Compliances**

The product complies with following Guide Lines

Identification	Details	Initiator	Description
	CE declaration of conformity	SCHURTER AG	The CE marking declares that the product complies with the applicable requirements laid down in the harmonisation of Community legislation on its affixing in accordance with EU Regulation 765/2008.
	RoHS	SCHURTER AG	EU Directive RoHS 2011/65/EU
	China RoHS	SCHURTER AG	The law SJ / T 11363-2006 (China RoHS) has been in force since 1 March 2007. It is similar to the EU directive RoHS.
	REACH	SCHURTER AG	On 1 June 2007, Regulation (EC) No 1907/2006 on the Registration, Evaluation, Authorization and Restriction of Chemicals 1 (abbreviated as "REACH") entered into force.

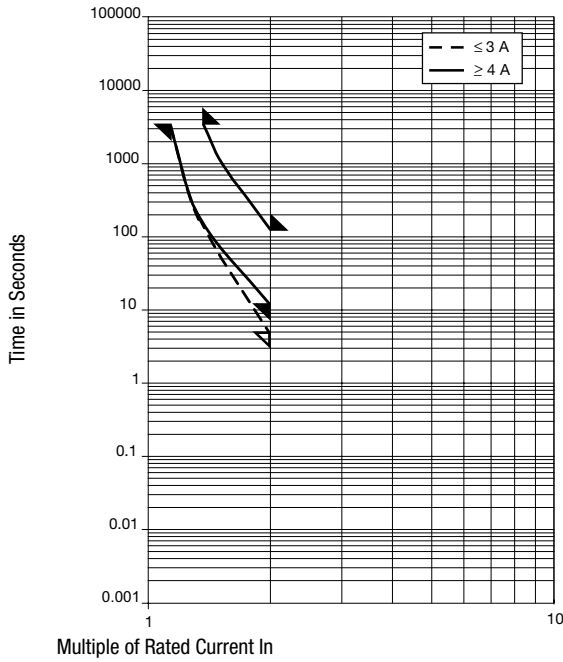
**Dimension [mm]**  32 mm




**Pre-Arcing Time**

Rated Current In	1.1 x In min.	1.35 x In max.	2.0 x In min.	2.0 x In max.
2 A - 3 A	60 min	60 min	5 s	120 s
4 A - 20 A	60 min	60 min	12 s	120 s

**Time-Current-Curves**



**All Variants**

Rated Current [A]	Rated Voltage [VAC]	Breaking Capacity	Voltage Drop 1.0 In typ. [mV]	Power Dissipation 1.1 In typ. [mW]	Melting I <sup>2</sup> t 10.0 In typ. [A <sup>2</sup> s]		Order Number
2	250	1)	270	705	84	●	7043.8120
2.5	250	1)	255	850	170	●	7043.8130
3	250	2)	240	860	200	●	7043.8140
4	250	2)	168	1650	600	● ●	7043.8150
5	250	2)	150	900	690	●	7043.8160
6.3	250	2)	166	1750	1130	●	7043.8170
7	125	2)	210	1970	1360		7043.8180
8	125	3)	150	1520	100	●	7043.8190
10	125	3)	165	2150	38	●	7043.8200
12.5	250	4)	150	2500	70	●	7043.8210
16	250	4)	175	3700	330	●	7043.8220
20	250	4)	168	4500	1300	●	7043.8230

Availability for all products can be searched real-time: <https://www.schurter.com/en/Stock-Check/Stock-Check-SCHURTER>

- 1) 10 kA @ 125 VAC , p.f. = 0.7 - 0.8 / 100 A @ 250 VAC , p.f. = 0.7 - 0.8
- 2) 10 kA @ 125 VAC , p.f. = 0.7 - 0.8 / 200 A @ 250 VAC , p.f. = 0.7 - 0.8
- 3) 10 kA @ 125 VAC , p.f. = 0.7 - 0.8
- 4) 10 kA @ 125 VAC , p.f. = 0.7 - 0.8 / 1500 A @ 250 VAC , p.f. = 0.7 - 0.8

**Packaging Unit**      Small Box Pack (10 pcs.)