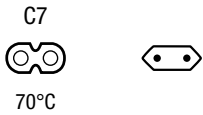


**EU Power Cord with IEC Connector C7, Straight**



See below:  
[Approvals and Compliances](#)

**Description**

- 1 Function :
- Power Supply Cord / Interconnection Cord ,
- Protection class II ,
- Pin temperature 70 °C ,
- custom specific versions on request

**Technical Data**

Ratings IEC	2.5 A / 250VAC; 50Hz	appliance inlet/-outlet	C7 acc. to
Dielectric Strength	> 3 kVDC between L-N > 1.5 kVAC between L/N-PE (1 min/50Hz)		UL 498, CSA C22.2 no. 42 (for cold conditions) pin-temperature 70 °C, 2.5A, Protection Class II
Allowable Operation Temperature	-25 °C to 70 °C		
IP-Protection	from front side IP20 acc. to IEC 60529		
Protection against electric shock	Suitable for appliances with protection class II acc. to IEC 61140		
Terminal	moulded		
Material: Housing	PVC, black		

**Approvals and Compliances**

Detailed information on product approvals, code requirements, usage instructions and detailed test conditions can be looked up in [Details about Approvals](#)

SCHURTER products are designed for use in industrial environments. They have approvals from independent testing bodies according to national and international standards. Products with specific characteristics and requirements such as required in the automotive sector according to IATF 16949, medical technology according to ISO 13485 or in the aerospace industry can be offered exclusively with customer-specific, individual agreements by SCHURTER.

**Approvals**




The approval mark is used by the testing authorities to certify compliance with the safety requirements placed on electronic products.

Approval Reference Type:

Approval Logo	Certificates	Certification Body	Description
	<a href="#">VDE Approvals</a>	VDE	VDE Certificate Number:
	<a href="#">VDE Approvals</a>	VDE	Certificate Number:
	<a href="#">SEV Approvals</a>	SEV	Schweizerischer Elektrotechnischer Verein


## Product standards

Product standards that are referenced

Organization	Design	Standard	Description
	Designed according to	IEC 60320-1	Appliance couplers for household and similar general purposes
	Designed according to	UL 498	Standard for Attachment Plugs and Receptacles
	Designed according to	CSA C22.2 no. 42	General Use Receptacles, Attachment Plugs, and Similar Wiring Devices





## Application standards

Application standards where the product can be used

Organization	Design	Standard	Description
	Designed for applications acc.	IEC/UL 60950	IEC 60950-1 includes the basic requirements for the safety of information technology equipment.

## Compliances

The product complies with following Guide Lines

Identification	Details	Initiator	Description
	<a href="#">CE declaration of conformity</a>	SCHURTER AG	The CE marking declares that the product complies with the applicable requirements laid down in the harmonisation of Community legislation on its affixing in accordance with EU Regulation 765/2008.
	RoHS	SCHURTER AG	Directive RoHS 2011/65/EU, Amendment (EU) 2015/863
	China RoHS	SCHURTER AG	The law SJ / T 11363-2006 (China RoHS) has been in force since 1 March 2007. It is similar to the EU directive RoHS.
	REACH	SCHURTER AG	On 1 June 2007, Regulation (EC) No 1907/2006 on the Registration, Evaluation, Authorization and Restriction of Chemicals 1 (abbreviated as "REACH") entered into force.

## All Variants

Connector		Cable				Plug				Order Number	
Type	V-Lock	Cord Type	Conductor cross section	Length [m]	Color	Type	Country	Standard	Style		
C7		H03VH2-F2G0.75	2 x 0.75 mm <sup>2</sup>	2.0	black	IEC Connector	EU	IEC 60884-1/EN50075	straight	-	<a href="#">6051.0015</a>

 Most Popular.

Availability for all products can be searched real-time: <https://www.schurter.com/en/Stock-Check/Stock-Check-SCHURTER>

**Packaging unit** 50 Pcs

## Mating Inlets/Plugs

### Category / Description

[Appliance Inlet Overview complete](#)



2570, Mounting: Snap-in, Front Side, 2.5 A, Appliance Inlet: IEC C8	<a href="#">2570</a>
0720-FS, Mounting: Screw, Rear Side, 2.5 A, Appliance Inlet: IEC C8	<a href="#">0720-FS</a>
0720-FP, Mounting: Screw-on mounting, black, PCB terminals, 2.5 A, Appliance Inlet: IEC C8	<a href="#">0720-FP</a>
2571, Mounting: Screw, Front Side, 2.5 A, Appliance Inlet: IEC C8	<a href="#">2571</a>
2572, Mounting: Drop-in type, black / grey / white, Solder, Quick Connect or PCB Terminal, 2.5 A, Appliance Inlet: IEC C8	<a href="#">2572</a>

[Appliance Inlet further types to 6051.0015](#)

...



[IEC Inlet Filter Overview complete](#)

5008, Mounting: Snap-in/screw-on, Front Side, 2.5 A, Filter: Standard and Medical Version, Solder pin or quick connect terminals 6.3 x 0.8 or 4.8 x 0.8 mm, Appliance Inlet: IEC C8, Suitable for appliances with protection class II

5008

[IEC Inlet Filter further types to 6051.0015](#)



[Power Entry Module Overview complete](#)

CMF1, Mounting: Screw, Rear Side, With or without protection cover, Appliance Inlet: IEC C8, Rocker switch: non-illuminated, 1-pole

CMF1, CMF4

[Power Entry Module further types to 6051.0015](#)