


US Power Cord with IEC Appliance Connector C19, V-Lock, straight



Power plug North America



See below:  
[Approvals and Compliances](#)

**Description**

- Power Cord
- Protection class I , Pin temperature 70 °C
- with V-Lock interlocking system

**Technical Data**

Ratings UL/CSA	15 A / 125 VAC; 50/60 Hz	appliance inlet/-outlet	C19 acc. to IEC 60320-3 IEC 60320-1 UL 498, CSA C22.2 no. 42 (for cold conditions) pin-temperature 70 °C, 15 A, Protection Class I
Dielectric Strength	> 2 kVDC between L-N > 2 kVAC between L/N-PE (1 min/50 Hz)		
Allowable Operation Temperature	-25 °C to 70 °C		
IP-Protection	from front side IP20 acc. to IEC 60529		
Protection against electric shock	Suitable for appliances with protection class I acc. to IEC 61140		
Terminal	moulded		
Material: Housing	PVC, black		

**Approvals and Compliances**

Detailed information on product approvals, code requirements, usage instructions and detailed test conditions can be looked up in [Details about Approvals](#)

SCHURTER products are designed for use in industrial environments. They have approvals from independent testing bodies according to national and international standards. Products with specific characteristics and requirements such as required in the automotive sector according to IATF 16949, medical technology according to ISO 13485 or in the aerospace industry can be offered exclusively with customer-specific, individual agreements by SCHURTER.

**Approvals**

The approval mark is used by the testing authorities to certify compliance with the safety requirements placed on electronic products.

Approval Reference Type: 6051.2041

Approval Logo	Certificates	Certification Body	Description
	<a href="#">UL Approvals</a>	UL	UL File Number:
	<a href="#">CSA Approvals</a>	CSA	CSA Certification Record:

**Product standards**

Product standards that are referenced

Organization	Design	Standard	Description
	Designed according to	IEC 60320-1	Appliance couplers for household and similar general purposes
	Designed according to	IEC 60320-3	Appliance couplers for household and similar general purposes
	Designed according to	UL 498	Standard for Attachment Plugs and Receptacles
	Designed according to	CSA C22.2 no. 42	General Use Receptacles, Attachment Plugs, and Similar Wiring Devices






## Application standards

Application standards where the product can be used

Organization	Design	Standard	Description
	Designed for applications acc.	IEC/UL 60950	IEC 60950-1 includes the basic requirements for the safety of information technology equipment.

## Compliances

The product complies with following Guide Lines

Identification	Details	Initiator	Description
	<a href="#">CE declaration of conformity</a>	SCHURTER AG	The CE marking declares that the product complies with the applicable requirements laid down in the harmonisation of Community legislation on its affixing in accordance with EU Regulation 765/2008.
	RoHS	SCHURTER AG	Directive RoHS 2011/65/EU, Amendment (EU) 2015/863
	China RoHS	SCHURTER AG	The law SJ / T 11363-2006 (China RoHS) has been in force since 1 March 2007. It is similar to the EU directive RoHS.
	REACH	SCHURTER AG	On 1 June 2007, Regulation (EC) No 1907/2006 on the Registration, Evaluation, Authorization and Restriction of Chemicals 1 (abbreviated as "REACH") entered into force.
	<a href="#">Landing Page V-Lock</a>	SCHURTER AG	V-Lock system are based on a matching plug-dose combination. The connector is equipped with a notch intended for use with the latching cordset. The cord latching system prevents against accidental removal of the cordset.

## All Variants

Connector		Cable				Plug				Order Number	
Type	V-Lock	Cord Type	Conductor cross section	Length [m]	Color	Type	Country	Standard	Style		
C19	●	SJT 3x14 AWG	3 x 14 AWG	2.0	black	North America	USA	NEMA 5-15P	straight	-	6051.2041

 Most Popular.

Availability for all products can be searched real-time: <https://www.schurter.com/en/Stock-Check/Stock-Check-SCHURTER>

## Packaging unit

40 Pcs

## Mating Inlets/Plugs shuttered

### Category / Description

#### Appliance Inlet Overview complete



GSP4, Mounting: Screw, additional ground terminal IP20, Appliance Inlet, C20	GSP4
1601, Mounting: Screw, Solder terminal straight, IP20, Appliance Inlet, C20	1601
4793, Mounting: Snap-in, IP30, Appliance Inlet: IEC C20, Suitable for appliances with protection class I or II	4793
IEC Appliance Inlet C20, Snap-in Mounting, Front Side, Solder or Quick Connect Terminal	1624
IEC Appliance Inlet C20, Screw-on Mounting, Front Side, Solder, Quick-connect or Screw Terminal	1621

[Appliance Inlet further types to 6051.2041](#)

#### IEC Inlet Filter Overview complete



IEC Appliance Inlet C20 with Filter, ECO design, front or rear side Mounting	5130
C20F, Mounting: Screw Front-/Rear-Side, Filter: Standard and Medical Version, Capacitor: X2, 16 A, Solder, quick connect or wires (stranded), prewired	C20F

[IEC Inlet Filter further types to 6051.2041](#)

Category / Description



[Power Entry Module Overview complete](#)

EC11, Mounting: Screw, Rocker switch: non-illuminated or illuminated 2-pole, Appliance Inlet IEC C20, Quick connect terminals 6.3 x 0.8 mm, prewired

EC11

[Power Entry Module further types to 6051.2041](#)



[Power Entry Module with line filter Overview complete](#)

EC12, Mounting: Screw Front Side, Filter: Standard and Medical Version, Capacitor: X2, 16 A, Quick connect terminals 6.3 x 0.8 mm, prewired

EC12

[Power Entry Module with line filter further types to 6051.2041](#)